



KENTUCKY COMMUNITY AND TECHNICAL COLLEGE SYSTEM  
 COMMISSION ON FIRE PROTECTION PERSONNEL STANDARDS AND EDUCATION  
**FIREFIGHTER 1 COMPETENCY EVALUATION**



Objective(s): 5.1.1.2  Primary Task: Tying a Clove Hitch Candidate#: \_\_\_\_\_  
 2002 NFPA 1001 Standard

**Skill No. 5-32 PERFORMANCE CRITERIA AND INSTRUCTIONS**

***INSTRUCTIONS TO THE MONITOR/EVALUATOR***

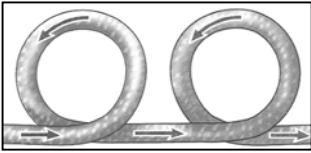

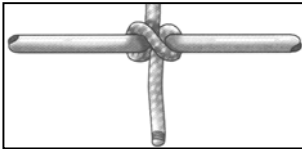
- The candidate shall be provided with a section of rope suitable for tying knots.
- The candidate shall be given the instructions below before beginning the exercise.

***INSTRUCTIONS TO THE CANDIDATE***

**1. "The candidate, given appropriate rope, shall demonstrate tying the clove hitch."**

*Minimum PPE: Gloves.*

***PERFORMANCE***

		YES	NO
1. Forms a loop in the left hand with the working end to the right crossing under the standing part. Forms another loop in the right hand with the working end crossing under the standing part.		<input type="checkbox"/>	<input type="checkbox"/>
2. Slides the right hand loop on top of the left hand loop.		<input type="checkbox"/>	<input type="checkbox"/>
3. Holds the two ropes together at the rope forming the clove hitch. Slides the knot over an object.		<input type="checkbox"/>	<input type="checkbox"/>
4. Pulls the ends in opposite directions to tighten.		<input type="checkbox"/>	<input type="checkbox"/>

Reference: IFSTA Essentials 4th Edition, Chapter 6

**TOTALS**

<b>➤ Critical Step-</b> Failure on this step mandates failure on task !	<input type="checkbox"/> <b>CRITICAL TASK</b>	CANDIDATE MUST COMPLETE STEPS TOTAL TO PASS SKILL.	<b>3</b>
---	---	--	----------

**REMEMBER, YOU ARE AN EVALUATOR, NOT A TRAINER OF THE CANDIDATES DO NOT COACH, GRADE ONLY OBSERVED BEHAVIOR.**

TEST DATE \_\_\_\_\_ LOCATION: \_\_\_\_\_  
 EVALUATOR NAME (Print): \_\_\_\_\_  
 EVALUATOR SIGNATURE: \_\_\_\_\_